

Login on to WebTrack

Go to the WebTrack home page by typing www.bbwebtrack.com in your internet browsers address bar. At this point you can add the home page to your favourites for future access. Under the **Existing Users** heading enter your Username and Password, then left mouse click on **Login** (see *fig 1*) (If you do not have a Username and Password please obtain one by following the 'Creating a WebTrack account' guide).

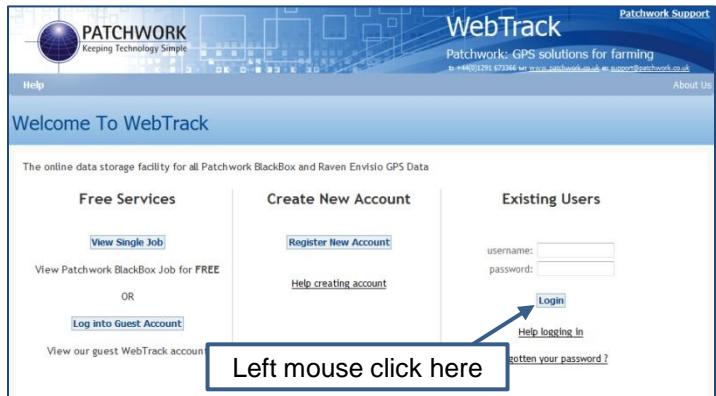


fig 1

This redirects to the Welcome To WebTrack page (see *fig 2*). There are two options and as a first time user left mouse click on **Click Here To Download WebSync** to download and install the WebSync Tool (For details see user guide titled 'Downloading and Installing WebSync Software'). To continue to your WebTrack user area, left mouse click on the **Start Page** button.

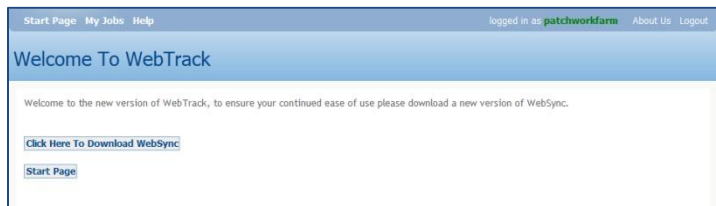


fig 2

You will be redirected to your WebTrack user area (see *fig 3*). For more information about WebTrack, see the 'WebTrack Features Overview' document under the **Help** link.

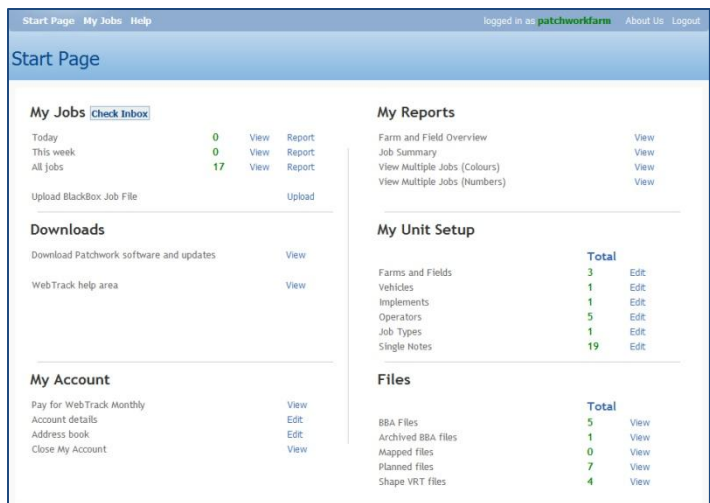


fig 3